



★ Previously – Chapters 1, 2 & 3

You learned to spot fake websites, avoid bad links, and get apps only from the Play Store. Now — a new problem. Aryan left his phone unlocked on the table. His younger brother Rohan picked it up. **What went wrong?**

🗨️ What Do You Already Know? – Answer Before We Begin!

Try to answer these on your own — even a guess is fine. There are no wrong answers here!

Q A. What is a screen lock? Write what you think it means:

Q B. Does your phone have a screen lock right now?

Yes No I don't know

If yes – what type? (PIN / pattern / fingerprint / other)

Q C. Have you ever used a school or library computer?

Yes No

If yes – did you log out when you finished?

Yes, always Sometimes Never

Q D. Why do you think someone might want to lock their phone?

Q E. Can you think of ONE problem that could happen if a phone had no lock? Write your idea:

🔑 4 Key Words



Screen Lock

A lock on your phone. No one can open it without your PIN or fingerprint.



PIN

A short number code — like 4 or 6 digits — to lock your phone.



Log Out

Signing out of an account when you finish. Very important on shared computers.



Shared Device

A phone or computer used by more than one person — like a school computer.

🌟 3 Big MYTHS — and the TRUTH

MYTH

"My home is safe — I don't need a lock at home."

✔ **TRUTH:** Rohan was at home and still opened Aryan's phone by accident. **Accidents happen at home too.**

MYTH

"I have nothing important — no need for a lock."

✔ **TRUTH:** Your WhatsApp, photos and contacts are private. **Everyone's data matters.**

MYTH

"Locks are only for expensive phones."

✔ **TRUTH:** Any phone with WhatsApp needs a lock. **Privacy is not about phone price.**

🔒 Quick Check – How Safe Is YOUR Phone Right Now?

Tick YES or NO honestly. Only you will see this!

📱 My phone has a screen lock (PIN / fingerprint)

YES NO

🏠 I log out on school computers when I finish

YES NO

🗨️ My PIN is known only to me — not my friends

YES NO





Q1. How many YES did you tick? What does that tell you about your phone safety?

Q2. If someone picked up your phone right now — what could they see or do?

Protecting Devices with Locks & Logouts

 **Scene 1 – Rohan Picks Up Aryan's Phone**

• Saturday Night · Aryan falls asleep · His phone is unlocked on the table

<p>1</p>  <p>Aryan is sleeping. Let me just see one video! 😊</p> <p>Rohan picks up the phone</p>	<p>2</p>  <p>No lock! It opens straight away. He can see everything. 😬</p> <p>Full access – no lock!</p>	<p>3</p>  <p>He accidentally forwards Aryan's private message to 40 classmates!</p> <p>Private message leaked!</p>	<p>4</p>  <p>Aryan wakes up to 22 notifications. His private message is now public. 😬</p> <p>Aryan is embarrassed!</p>
--	--	---	--

★ **One Unlocked Phone → Many Problems**

📱 Phone left unlocked



👤 Rohan opened it



💬 Private message sent to 40 people



Activity 1 🔍 **Understand What Happened**

Q3. Tick ✓ what someone can do on Phone A:

- Read all WhatsApp messages
- See all photos in Gallery
- Send messages pretending to be you
- Nothing — it is safe

Q4. On Phone B, what would Rohan see instead of the apps?

Activity 1 cont. 🗨️ **Think About It**

Q5. Rohan did NOT want to cause problems. He just wanted to watch a video. But it still went wrong. Why?

Q6. If Aryan's phone had a PIN lock – would this whole problem have happened? Explain:

 **Remember This!**

Rohan just wanted to watch a video. He did not mean to cause harm. But the phone had **no lock** — so one small mistake became a big problem. **One lock = zero problems.**

Protecting Devices with Locks & Logouts

 **Scene 2 – Rohit Explains the 4 Types of Locks**

Next Day · Monica's House · The whole group hears what happened



I thought my house was safe. My family won't steal from me. I didn't think a lock was needed at home.

Aryan — this is exactly why we use screen locks. There are 4 types. Let me show you which one is strongest.



It's not about stealing! It's about **accidents and privacy**. Even people who love you shouldn't see everything on your phone.

 **4 Types of Screen Locks – Weakest to Strongest**
**No Lock**

Anyone can open your phone straight away. Like Rohan did.

Very Weak ✗

**Swipe Pattern**

Draw a shape on dots. Easy to guess if someone watches you.

Weak ⚠

**PIN (4–6 digits)**

A number code. Good — if it is NOT your birthday or "1234".

Good ✓

**Password or Fingerprint**

Letters + numbers + symbols, OR your fingerprint. Very hard to break.

Strongest ✓

Activity 2
 **Which Lock Should They Use?**
Situation A:

Aryan has a new phone. He lives with 2 younger brothers and wants to protect his WhatsApp chats.

Best lock to use:**Situation B:**

Priya uses the school computer for typing practice. 5 different students use the same computer in one day.

What must Priya do when she finishes?**Q7. Monica said: "It's about privacy – not just stealing." What do YOU think she means?****A lock is not just for thieves!**

It is for **accidents, mistakes, and privacy**. Even people who love you do not need to see everything on your phone. A **strong PIN keeps your private life private** — even at home.

Protecting Devices with Locks & Logouts

 **Scene 3 – Strong PINs vs Weak PINs**

● Sana asks – what makes a PIN strong or weak?



Sana

OK, I need a PIN. My plan is to use my birth year — 2012. Easy to remember!



Rohit

That is one of the WORST PINs you can choose! Anyone who knows you can guess your birth year in one try.

✗ Weak PINs – Never Use These

1234 · 0000 · 1111

Your birthday (e.g. 150710)

Your phone number's last 4 digits

Any number your friends already know

✓ Strong PINs – Use These Ideas

A random 6-digit number you make up

Mix of digits — no pattern (e.g. 472819)

Fingerprint lock — no one can copy your finger!

A number only YOU know — not your birthday

Activity 3

🎮 Rate These PINs – Weak 😬 or Strong 🍊?

Look at each PIN. Write 😬 Weak or 🍊 Strong in the box. Then write WHY on the lines.

1234 4 digits <input type="text"/> Why? <input type="text"/>	0113 = 1st Jan <input type="text"/> Why? <input type="text"/>	729481 random 6 <input type="text"/> Why? <input type="text"/>	0000 4 zeros <input type="text"/> Why? <input type="text"/>
---	--	---	--

Q8. Which PIN above is impossible to guess? Write it and explain why:

Activity 4

🔒 When Should You Lock or Log Out?

Write YES or NO in the box. Then write WHY on the line.

Situation	Lock?	Why?
You finish using Gmail on the school computer	<input type="text"/>	<input type="text"/>
You put your phone down while eating lunch at school	<input type="text"/>	<input type="text"/>
You fall asleep with your phone on the bed	<input type="text"/>	<input type="text"/>
A friend borrows your phone to play one game	<input type="text"/>	<input type="text"/>

💡 Did You Know?

Just 2 seconds!

Setting a screen lock takes 2 seconds. But fixing a privacy problem can take days or weeks.

Auto-lock tip!

Set your phone to auto-lock after 30 seconds. It locks itself when you put it down — you don't have to remember!

Every phone needs a lock!

Even a basic phone with WhatsApp needs a lock. A 4-digit PIN costs nothing and protects everything.

Protecting Devices with Locks & Logouts

Scene 4 – Priya Forgets to Log Out

School Computer Lab · Priya finishes her work and rushes to leave



The bell rang! I'll just close the window — that's the same as logging out, right?



NO! Closing the window is NOT the same as logging out! The next student can open your Gmail straight from the browser!

✓ How to Log Out – Always Do These 4 Steps!

- 1 Finish your work and save everything you need.
- 2 Find the account icon — top right corner of the website.
- 3 Click "Sign out" — NOT just the X (close) button!
- 4 Check the screen shows the login page — not your account.

✓ Now it is safe to leave!

⚠ Closing the window = still logged in!
The next student can click Back and open your account.

✕ Closed window

Still logged in ▶
Next person sees
your Gmail!

VS

■ Signed out

Logged out ✓
Next person only
sees login page

Activity 5 Find the Mistake

Read each story. Write the mistake and what they should have done instead.

Story A: Dev used the library computer to check his Gmail. He finished reading — then clicked X and walked away.

Mistake:

He should have:

Story B: Riya's PIN is "1111" because she says "I can never forget it!"

Mistake:

She should use:

My Safe Device Habits

I do this

I will start

- My phone has a screen lock
- My PIN is NOT my birthday
- I lock my screen when I put it down
- I never share my PIN with anyone
- I click "Sign out" on shared computers
- I tell an adult if someone uses my device without asking

Quick Check

Test Yourself!

Q9. True or False? – Tick T or F

Your birthday is a good PIN.

Closing a window = logging out.

A lock is only needed for strangers.

A fingerprint is the strongest lock.

Q10. MCQ – Priya closed the browser. What is the problem?

(A) The computer will break

(B) She is still logged in — next student can open her Gmail

(C) Closing the window always logs you out

(D) Only teachers need to log out

☀️ Key Takeaways – What We Learned Today



Always Use a Screen Lock

Set a PIN or fingerprint. Your phone should auto-lock after 30 seconds.



Choose a Strong PIN

Never use your birthday, "1234" or "0000". Pick a random number only YOU know.



Log Out on Shared Devices

Closing the window is NOT enough. Always click "Sign out" every time.



Locks Are for Home Too

Even family can open an unlocked phone by accident. Locks protect privacy, not just against strangers.



Aryan, Monica, Rohit, Sana & Priya's Golden Rule

"Lock it. Log out. Every time.

🔒 Screen lock ON · 📞 Strong PIN · 🚪 Sign out on shared devices

Privacy is not about theft — it is about respect, for yourself.

Two seconds to lock. Zero seconds to regret. 🙄

✍️ Final Reflection – Think & Write

Q12. Aryan felt embarrassed when his private message reached 40 classmates.

Have you ever had something private shared without your permission? How did it feel? (You do NOT have to say what it was — just how it felt.)

Q13. Monica said: "Privacy is about respect — for yourself."

What do YOU think this means? Write in your own words:

📝 Write a Note to Rohan

After everything that happened — Aryan is not angry at Rohan anymore. He wants to teach Rohan what he learned. Write the note FOR Aryan — in simple words that a Class 3 student like Rohan can understand:

Dear Rohan,

🎯 After This Class – What Will YOU Do?

Q14. Tick ONE:



Set a screen lock — right after this class!



I already have one — I'll make it stronger



It's my parent's phone — I'll ask them to set one

Q15. Pick ONE habit from today's lesson that you will start doing. Write it here and explain why you chose it:
