

**Chapter 4 – Online Strangers & Unsafe Interactions****Key Terms – Your Online Safety Dictionary****Online Stranger**

Someone you know **only on a screen**. You have never seen them in real life. You do not know who they really are.

**Cyberbullying**

When someone hurts you **on purpose** online. They do it **again and again**. Mean messages, fake profiles, or leaving you out on purpose.

**Personal Information**

Your name, address, school, phone number, or photo. **Never give these** to anyone online. Even if they seem nice.

**Screenshot**

A photo of your screen. It **saves the bad message** as proof. Take it **FIRST**. Then show it to a trusted adult.

**Warning Sign**

A sign that says **STOP!** Be careful. Like when someone asks for your photo or says **"don't tell your parents."**

**Trusted Adult**

A parent or teacher you can talk to when something online feels wrong or scary. **Always tell them.**

**Breaking News – Read This First!****THE DAILY TECH TRIBUNE**

Friday, 13th March 2026 · Child Online Safety Edition

**SPECIAL REPORT: GIRL TRICKED BY FRIENDLY STRANGER IN ONLINE GAME – FAMILY SHARES WARNING****GIRL TRICKED BY STRANGER IN ONLINE GAME — "HE SEEMED SO NICE AT FIRST"**

A young girl was playing an online game when a stranger started chatting. He said he was the same age. He helped her win levels and seemed kind. After one week, he asked for her school name. Then her photo. Then her home address. He said: *"Keep our chats secret. Your parents won't understand."*

Her older cousin noticed she was hiding her phone and acting different. The cousin asked what was wrong. Together they told a trusted adult. The account was reported and blocked. **Key lesson:** The stranger was kind to trick her. Real friends never ask you to keep secrets from your parents.

**⚠️ A stranger asking for your photo, address, or secrets is a BIG red flag. Stop the chat. Tell an adult.**

**Pause & Think!**

The stranger seemed kind and helpful. That is how tricks like this start. The biggest warning sign is always: **"Don't tell your parents."** A real friend will NEVER say that. If someone online says this — stop the chat. Tell a trusted adult right away.

**Read & Reflect****After Reading the News Story****RQ1.**

The girl's cousin noticed she was hiding her phone. Why is it good to notice when a friend seems different or upset? What would YOU do if you saw this in a friend?

**RQ2.** 🔍 Spot It! – Tick the messages that are WARNING SIGNS
 "Hey! You are so good at this game. Want to be on my team? 😊 "
 "Tell me your home address. I will send you a gift 🎁 Don't tell your parents!"
 "Send me your photo. Keep this just between us. Your parents won't understand 😊 "
 "Good game today! See you in the next round 🎮 "
 "What school do you go to? I want to come and meet you in person."
 "Haha that was a funny move! You should try the level 5 shortcut 😊 "

## Story Time – Diya Tells Monica & Sana Something Worrying

### Chapter 4 · Scene 1 – At School · Monday Morning



Diya 😊

Monica! There is a person in my game. His name is "CoolKid99." He helps me win! He says he is 12 like us!



Monica 😊

Wait, Diya. Have you met this person in real life? Do you know who they really are?



Sana 😊

Diya — wait. Did he ask for your school name? Did he say "keep this secret"? Those are **red flags!** ▶ I know. I clicked a bad link once. I should have told someone sooner.



Diya 😊

Yes... he asked for my school name. He said "don't tell your parents." I thought he was just being friendly...



Monica ☹️

Don't worry, Diya! **Good friends never ask you to keep secrets from your parents.** Let's look at his messages together and find the warning signs.



### Pause & Think!

An online stranger is someone you **never met in real life**. They may seem kind — but you do not know who they really are. The biggest warning sign: **they say "keep this a secret from your parents."** A real friend will NEVER say that. Not sure? Stop the chat. Tell a trusted adult!

### Activity 1

#### Read the Chat – Is CoolKid99 Safe?

Read the messages CoolKid99 sent Diya. Count the warning signs and answer the questions.

#### GameZone Chat – CoolKid99 sends Diya messages:

Hey! I am 12 too. You are a great player! Come on my team. I know all the secret levels 😊

You are amazing! **What school do you go to?**

I will send you FREE coins! Just give me your home address. 📧 **But keep this chat secret. Your parents will not understand.**

**Send me your photo. Just for us. Do not tell anyone.** 😊

▶ Each red part above is a WARNING SIGN — how many can you count?

#### Q1a.

Write THREE warning signs from CoolKid99's messages:

▶ Warning 1:

▶ Warning 2:

▶ Warning 3:

#### Q1b.

CoolKid99 said "Don't tell your parents." Why is this a danger sign? Write one reason:

#### Q1c. Tick ALL correct answers

What should Diya do?  Tick the right answers.

Give her home address — free coins are good!

Stop talking to CoolKid99 right away

Tell her parent or a trusted adult

Take a screenshot of the chat first

Keep chatting — he seems friendly

### Safe or Not Safe? – Four Situations

Read each one. Write SAFE or NOT SAFE. Then write one reason.

#### Situation A

A person you met in a game last week says: "You seem really cool. Don't tell your friends about us. This is our special friendship 😊"

SAFE / NOT SAFE: \_\_\_\_\_

Reason: \_\_\_\_\_

#### Situation B

Diya sees a mean message in the class group. She feels upset. She shows it to her teacher and takes a screenshot first.

SAFE / NOT SAFE: \_\_\_\_\_

Reason: \_\_\_\_\_

#### Situation C

An online player says: "I want to send you a gift. Just tell me which area of your city you live in and your school name."

SAFE / NOT SAFE: \_\_\_\_\_

Reason: \_\_\_\_\_

#### Situation D

Sana makes a new friend on a study app. Her parents know about it. The friend helps her with homework and they video call with Sana's mum present.

SAFE / NOT SAFE: \_\_\_\_\_

Reason: \_\_\_\_\_

### Activity 2

#### Safe or Not Safe? – Quick Check

**Q2a.** MCQ – circle the best answer

Which of these is the BIGGEST warning sign that someone online may not be safe?

- (A) They say they are the same age as you
- (B) They help you win in a game
- (C) They say "don't tell your parents about us"
- (D) They send you a funny video

**Q2b.**

Monica says: "Real friends never ask you to keep secrets from your parents." Do you agree? Write YES or NO and one reason:

\_\_\_\_\_



### Pause & Think! – Moving to Chapter 5

Some things were safe — like telling a trusted adult. Some were not safe — like sharing your address or keeping secrets with strangers. Now read what happened to Diya the next day. Her own classmates were mean to her online. This is called **cyberbullying**.

## Chapter 5 – Cyberbullying Awareness & Emotional Safety

### Story Time – The Next Day: Diya Is Upset

#### Chapter 5 · Scene 2 – The Next Morning



Monica... someone in the class group chat sent a mean message about my drawing. Others laughed too. It happened again today.

Oh Diya, I am so sorry. When someone hurts you online on purpose, **again and again** — that is **CYBERBULLYING**. It is NOT okay. And it is NOT your fault.



Do *not* reply with a mean message back — that is what they want! First take a **screenshot**. Then **block**. Then **tell an adult**. You are not alone in this!

**Activity 3**

**Is It Cyberbullying? – Yes or No**

Read each one. Write YES or NO. Is it cyberbullying? Then write one reason.

#	What happened?	Cyberbullying? YES / NO	One reason:
1	A classmate sends Diya the same mean message every day for two weeks: "Your drawings are bad. Everyone thinks so."	<input type="text"/>	<input type="text"/>
2	Monica sends a wrong emoji to the group chat by mistake. She says sorry right away. Everyone laughs together.	<input type="text"/>	<input type="text"/>
3	Some students make a fake account with Diya's drawing. They post mean things about her every week.	<input type="text"/>	<input type="text"/>
4	Sana and a friend have a small argument in a game. One says "you played badly." The next day, they are fine.	<input type="text"/>	<input type="text"/>
5	Three students leave Diya out of the group chat every day on purpose. They laugh about it when she asks to join.	<input type="text"/>	<input type="text"/>

**Q3.** MCQ – circle the best answer

**What makes something CYBERBULLYING?**

- (A) It happens once and the person says sorry
- (B) It is done on purpose to hurt someone, again and again
- (C) It only happens in games, not group chats
- (D) It is always done by a stranger

**Pause & Think!**

Cyberbullying is NOT a one-time mistake. The key words are "on purpose" and "again and again." Someone says sorry and stops → NOT cyberbullying. It keeps happening and they mean to hurt you → YES, cyberbullying. Knowing this helps you know what to do.

**Activity 4**

**How Does Diya Feel?**

Monica told Diya: "Your feelings matter. This is NOT your fault." Read what happened. Then answer.

Diya shared her drawing in the class group chat. Rohan and others sent mean messages: "Your drawing is bad 😡" / "Nobody likes your art." They did this again and again. Diya reads the messages. She feels very bad inside. 😞

**Q4.** Circle ALL the feelings Diya may have had

- Sad   
  Worried   
  Scared   
  Angry   
  Embarrassed   
  Lonely   
  Shocked

**Q5.**

A friend said: "It is Diya's fault for sharing her drawing." Do you agree? Write YES or NO and one reason:

**Q6.**

Diya shows you the mean messages. What is the FIRST thing you say to her?

**Q6a.** What would YOU do? – Two sides

Diya sees Rohan at school the next day. Her friends give different advice. Which one do you agree with more? Circle ONE and write why:

**Monica says:**  
 "Ignore him. Don't give him attention. Think about the people who care about you."

**Sana says:**  
 "Tell a teacher now. Even if it feels scary. The teacher can stop it from happening again."

I agree with \_\_\_\_\_ because:


**Remember This!**

Cyberbullying is NEVER your fault. You can use the internet. You can share what you like. The bully chose to be mean. You did nothing wrong. Tell someone. You are not alone.

**Chapter 6 – Responding to Unsafe Online Situations**

**Story Time – Sana Teaches the Steps!**


**Chapter 6 · Scene 3 – The Three Girls Make a Plan**




Sana 😊

Diya, I clicked a bad link once. I was scared to tell anyone. That made things worse. Please don't do the same.

I know! Monica helped you tell your parents. That was so brave. Now I want to do the same!



Diya 😊



Sana 😊

**Step 1: Screenshot** — save the proof. **Step 2: Block** — stop them. **Step 3: Tell** — a trusted adult. **Step 4: Report** — use the button in the app. You CAN do this! 🌟

**The 4 Steps – Learn Them!**

**1**



**Screenshot**

Take a photo of your screen. This is your **proof**. Do this **FIRST** — before you do anything else!

**2**



**Block**

Press Block. They cannot message you now. **Do NOT reply** — replying makes it worse!

**3**



**Tell**

Show the screenshot to a **trusted adult** — mum, dad, or teacher. You will **NOT** be in trouble!

**4**



**Report**

Press the Report button in the app or game. This can **stop the bully** for everyone!

**Pause & Think!**

The 4 steps work for online strangers AND cyberbullying. Always do **Step 1 — Screenshot FIRST**. Why? Because once you block someone, you cannot see their messages. You need the screenshot as proof. And **Step 3 — Tell — is never a choice**. Always tell a trusted adult. That is the bravest thing to do.

**Activity 5**

**Put the Steps in Order!**

Diya got a mean message. Write 1, 2, 3, or 4 in each box. What is the right order?

Diya goes to her teacher and shows the screenshot

Diya takes a screenshot of the mean message

Diya presses the Report button in the app

Diya blocks the person who sent the mean message

**Q7.** Why do you take the screenshot **BEFORE** you block? Write one reason:

\_\_\_\_\_

**Q8.** Sana said: "Replying with something mean makes things worse." Why? Write one reason:

\_\_\_\_\_

**Q8a.** Fill in the blanks – use the word bank below

**Word Bank:** screenshot   block   trusted adult   report   evidence   reply

When you get a mean message, the first step is to take a \_\_\_\_\_ of it. This saves the \_\_\_\_\_. Then you should \_\_\_\_\_ the person so they cannot message you again. Next, tell a \_\_\_\_\_ and \_\_\_\_\_ the account inside the app. You should never \_\_\_\_\_ with something equally mean.

## The Big Safety Sort – All Three Chapters!

Read each one. Write its number in the right box.

- 1 Diya takes a screenshot of a mean message and tells her teacher ✓
- 2 A stranger offers free coins if Diya gives her home address ⚠
- 3 Sana presses Report after getting a scary message ▶
- 4 A stranger says "Don't tell your parents — it's our special secret" 😬
- 5 Monica tells her mum when a DM from a stranger makes her feel unsafe 😬
- 6 Diya sends a mean message back to the bully 😡
- 7 Sana blocks a stranger who asks for her school name 🚫
- 8 Monica gives her home address to a person she only knows online 📍

### Cyber Champion Move (SAFE & CORRECT)

Write numbers here...

### Danger Move (UNSAFE – Don't Do This)

Write numbers here...

### Activity 6

#### Sort Game – Quick Reflection

**Q9.** Look at number 6 — Diya sends a mean message back to the bully. She thought it would help. Why is this wrong? What should she do instead?

**Q10.** True / False – circle your answer

**T F** You should take the screenshot AFTER blocking the person.

**T F** Reporting inside an app can help stop a bully for other users too.

**T F** Telling a trusted adult about a bully means you are weak.

**T F** Online strangers can seem kind even when they are not safe.

### Quick Check

#### Two More Questions

**Q11.** MCQ – circle the best answer

Look at number 4 — the stranger says "Don't tell your parents." Which warning sign is this?

- (A) The stranger is giving free gifts
- (B) The stranger is asking for the school name
- (C) The stranger is asking you to keep a secret from your parents — the biggest red flag
- (D) The stranger is sending mean messages again and again

**Q12.** MCQ – circle the best answer

Diya sends a mean message back to the bully. Why is this the WRONG thing to do?

- (A) The teacher might get angry with Diya
- (B) It gives the bully more attention and makes things worse
- (C) Diya might send it to the wrong person by mistake
- (D) It is okay to reply if the bully started it first

### Pause & Think!

All the safe moves had one thing in common: **tell a trusted adult or press Report**. None of the safe answers meant keeping a secret or dealing with it alone. You never have to face online strangers or cyberbullying by yourself. Someone will always help.

## Who Are YOUR Trusted Adults?

Fill in the names of THREE trusted adults you could tell if something online made you feel scared or uncomfortable:



Trusted Adult 1

Name:



Trusted Adult 2

Name:



Trusted Adult 3

Name:

### 🌟 One Week Later – Three Cyber Champions Teach Their Class!

#### 🏠 Monica, Sana & Diya – From Learners to Leaders!



Monica 😊

Class! We want to tell you what we learned about staying safe online. Real friends never ask you to keep secrets from your parents. Remember that!

I clicked a bad link once. Now I always ask: "Do I know this person in real life?" Telling my parents made everything better. Telling someone is ALWAYS the right thing to do.



Sana 🧐



Diya ☹️

And I thought online strangers were just friends I hadn't met yet. Now I know: **Screenshot, Block, Tell, Report!** You are a Cyber Champion when you speak up and help your friends stay safe!



#### Pause & Think!

Monica, Sana, and Diya each learned something important. Monica learned to check: **do I really know this person?** Sana learned that **telling someone always helps**, even when it feels scary. Diya learned she is never alone. **Which lesson means the most to you?**

#### Activity 7

#### 👉 Be a Cyber Champion – Write in Their Voice!

##### Q11.

You are **Monica**. A friend got a message from a stranger asking for their address. Write 2 tips to help them:

💡 Monica's Tip 1:

💡 Monica's Tip 2:

##### Q12.

You are **Diya**. A friend says: *"Just ignore the mean messages. Don't tell anyone."* What do you say?

#### 🔴 Quick Revision

#### Test Yourself – Choose the Best Answer!

##### Q13.

You get a mean message. What do you do **FIRST**?

- (A) Reply with something mean     (B) Delete the message  
 (C) Take a screenshot to save it as proof     (D) Send it to all your friends

##### Q14.

An online stranger says: *"I will help you get higher scores. Just give me your phone number."* What is this?

- (A) A kind offer — accept it!     (B) A warning sign — stop and tell a trusted adult  
 (C) Okay as long as you don't give your home address     (D) Fine because they seem friendly

**Q15.** Match – draw a line to the right step

Press the Report button in the app

Take a photo of the mean message

Show the screenshot to your parent or teacher

Press Block — they cannot message you now


Step 1 🏠


Step 2 🚫


Step 3 🗣️

Step 4 🚩


### ☀️ What Monica, Sana & Diya Learned – Key Takeaways


 **Online Strangers Are Not Real Friends**  
Even if they seem nice or your age — you do not know who they really are. **Never share your personal details.**


 **Know the Warning Signs**  
Secrets, free gifts, asking for photos or addresses — these are **BIG red flags**. Stop the chat. Tell an adult.

 **Cyberbullying Is Never Your Fault**  
It is done on purpose, again and again. You did nothing wrong. **The bully chose to be mean.**

 **Screenshot → Block → Tell → Report**  
Your 4 powers! Save the proof first. Then block. Tell a trusted adult. Then report in the app.

 **Always Tell a Trusted Adult**  
A parent or teacher will believe you and help you. **Telling someone is brave.**

 **You Are Never Alone**  
Like Diya found — Monica and Sana helped her. Your friends, family, and teachers are always on your side.

 **Pause & Think!**  
You finished all three chapters! You can now spot online strangers. You know what cyberbullying is. And you know the 4 steps: Screenshot, Block, Tell, Report. **This makes you a Cyber Champion.** Now teach your friends!

### Activity 8 – Creative Challenge!

#### Help Monica, Sana & Diya Make Their Class Safety Poster!

Each girl adds one tip. Draw, colour, or write. About online strangers OR cyberbullying.

 **Monica's Tip**

Draw or write here

 **Sana's Tip**


Draw or write here

 **Diya's Tip**


Draw or write here

### The Three Champions' Golden Rules

 **Monica says:** "Real friends never ask you to keep secrets from your parents!" |  **Sana says:** "I made mistakes — but telling someone ALWAYS made things better. Tell!" |  **Diya says:** "Screenshot, Block, Tell, Report — I am a Cyber Champion! You can be one too!"

  
Chapter 4  
Avoid Strangers

  
Chapter 5  
Spot Bullying

  
Chapter 6  
Screenshot · Block · Tell · Report